

Welcome! to our world

PERFORMANCE

RM 100GO! EXCEEDING EXPECTATIONS
MAXIMUM POWER, EASY HANDLING.



100GO!

EXCEEDING EXPECTATIONS

MAXIMUM POWER, EASY HANDLING.

With the RM 100GO!, RUBBLE MASTER presents a low-noise high-performance crusher that meets the most demanding expectations in terms of power and handling. Suitable for the widest range of applications, the RM 100GO! is ready for action within a few minutes to process rapidly and efficiently any mineral material such as C&D waste, concrete, asphalt, glass, coal, natural rock and even reinforced concrete to produce high quality construction materials.

The RM GO! strategy enables any user to start up and operate the machine quickly and easily. With the RM 100GO! you earn money from the start - powerful, versatile, reliable and profitable.



HIGHLIGHTS

THE TECHNICAL HIGHLIGHTS

The RM 100GO! stands out through innovative technology that improves your daily work. The mobile high-performance crusher scores with high reliability, value retention, cost efficiency and productivity, as reflected in the very low operating costs.



Vibro feeder

The innovative single-piece vibro feeder with integrated prescreening means that material is fed into the crusher in an optimum manner.



Quiet motor

The RM 100GO! stands out through a high-performance and at the same time quiet motor. This means that it is also ideal for use in noise-sensitive areas.



Innovative drive concept

Thanks to the typical RUBBLE MASTER drive concept fuel consumption is kept very low, thus reducing running costs.



Crusher

The RUBBLE MASTER crusher excels through low wear costs and high productivity. And, thanks to the integrated release system and the crusher's quick-closing mechanism, downtime is reduced to a minimum.



DATEN

RM 100GO! - TRACKED MOBILE IMPACT CRUSHER

Output	Up to 250 t/h, depending on material
Feed material size	Edge length max. 750 mm
Inlet opening	950 x 700 mm
Crusher unit	RUBBLE MASTER impact crusher with 2 or 4 hammers, 3 rotor speeds
Operation	One operator using radio control for crushing and manoeuvring operations
Feed unit	Asymmetric vibro feeder with 3.3 m³ and 2 vibrator motors each 3.1 kW, loading height 3,000 mm, effective feed length and width: 2,980 x 2000 mm feed control system for automatic crusher load-dependent conveying Hardox 400 wear lining
Prescreening	Efficient prescreen with mesh screen Screen area 1,500 x 900 mm discharge on main conveyor belt by means of fully integrated bypass chute or via optional side discharge belt
Main discharge belt (crushed material)	Folding conveyor 1,000 mm wide, folds into transport position hydraulically Discharge height 3,350 mm
Discharge belt (screened material)	Folding conveyor 500 mm wide, folds into transport position hydraulically Discharge height 2,400 mm
Power unit	John Deere (Stage III A at constant engine speed), 6 cylinder, 235 kW at 1,800 rpm, synchronous generator 70 kVA 400 V, electrical outlets 230 V and 400 V for external drives up to 15 kVA, optional engine tier 4f/stage IV Optional RM 100TWO GO! John Deere constant speed engine - emissions regulation tier 3/stage IIIa, for additional electric crushing capability using external power supply, variable rotor speed, available only without RM MS105GO!, RM OS100GO! and RM RFB7550GO!
Release system	To remove blockages inside crusher
Magnetic separator	Ultra-strong magnet, operates to left and right, belt width 800 mm
Transport system	Crawler gear
Weight	29,000 kg
Options	Dust suppression using water spray inside crusher and at outlet and belts Diesel filling pump Crusher hammer changing system Cable remote control Central lubrication system Subfloor
Add-on equipment MS + RFB:	RM MS105GO! mobile single screen unit with a screen surface of 2.7 x 1.3 m and two belts for precisely screened product. Screen unit in combination with an RM RFB7550GO! refeeding belt or stockpiling oversize grain at an angle between 90° and 180° from the machine. Weight: 4,700 kg
Add-on equipment OS:	RM OS100GO! mobile oversize material separator for RM 100GO!, screen area 1.2 x 1 m with two belts. Weight 1.2 t for cost-efficient and fast separation of oversize and value aggregate



Optional side discharge belt

With the optional side discharge belt any fines can be removed prior to processing which increases the quality of the finished material.



Magnetic separator

The short distance from the crusher outlet to the magnetic separator avoids blockages and, thanks to the strong permanent magnet, metal is removed from the crushed material.



Dust suppression system

The optional dust suppression system means that you can process mineral materials also in very sensitive areas. The dust is kept down at the critical points by a fine water spray.



RM RFB7550GO!

The RM RFB7550GO! is mounted directly on the RM MS105GO!. Thanks to the hydraulic pivoting mechanism, you can quickly and easily change between transport position and working position at the press of a button. The pivoting refeeding belt also allows the oversize grain to be deposited at any angle within an arc of 90° and 180°. Trucks can now be filled directly with oversize grain as a result of the increased output.



Discharge conveyor belt

The discharge belt stands out through high reliability and long service life. Servicing jobs such as removal, replacement or adjustments are carried out easily and quickly. Thanks to the optional rib belt you have less wear and better steel removal.



RM MS105GO! mesh deck screen with pivoting refeeding belt

High level of screening accuracy is guaranteed with the RM MS105GO! mesh deck screen, which is mounted on the machine using a handling frame. Oversized grain is transported back to the vibro-channel using the optional RM RFB7550GO! refeeding belt, and then fed back into the crusher.



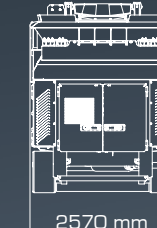
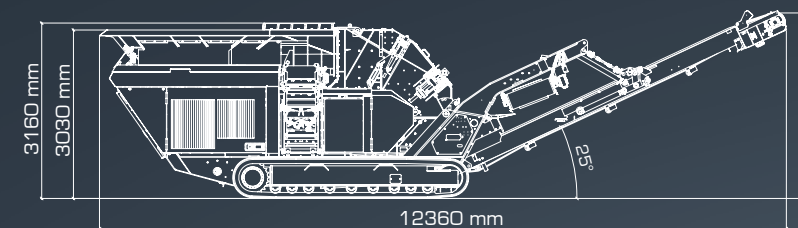
RM OS100GO! oversized material separator

The RM OS100GO! oversized material separator is simply hung into the main discharge belt of the RM 100GO! and reliably separates oversize from value material. This way it is very easy to produce ready-to-use building materials. Typical applications can be found in the processing of asphalt and concrete.

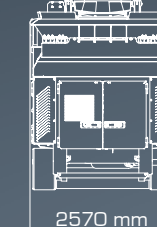
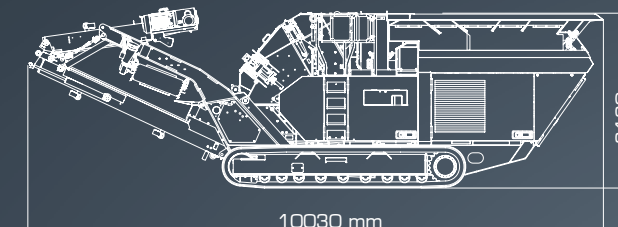
DIMENSIONS

RM 100GO!

WORKING POSITION

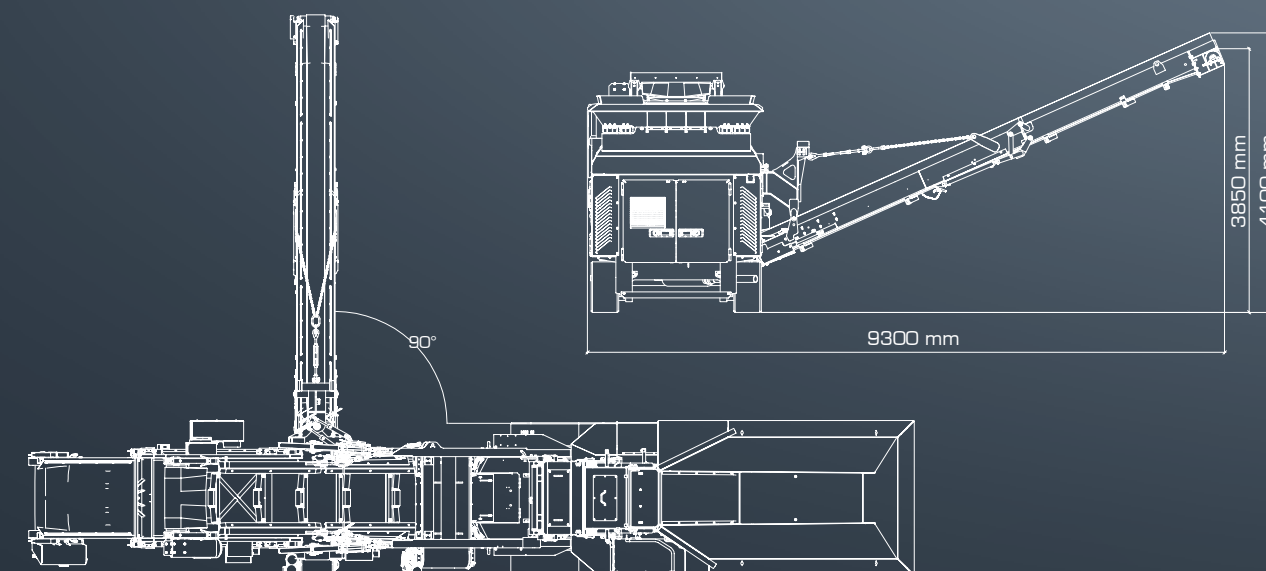
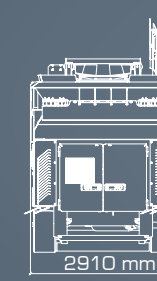
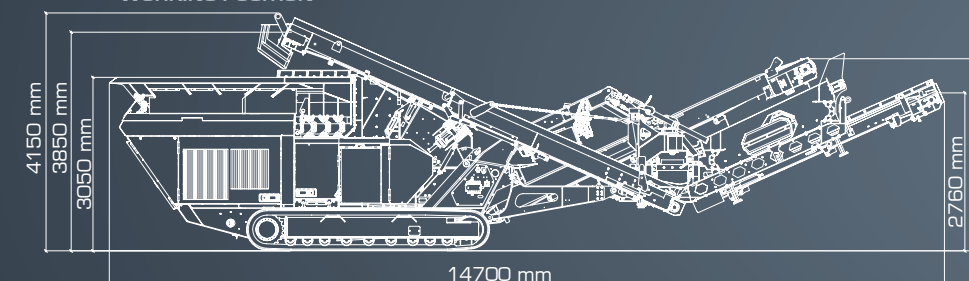


TRANSPORT POSITION

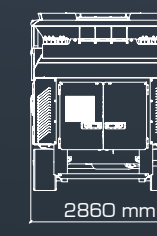
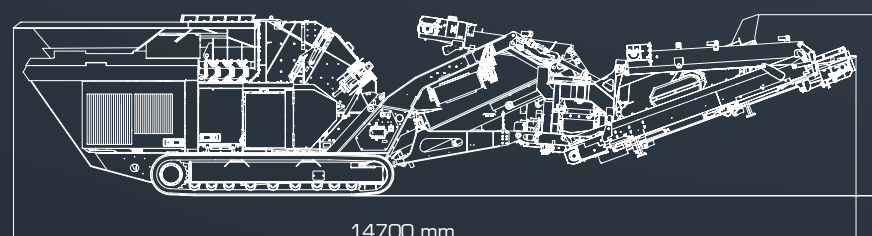


RM 100GO! + RM MS105GO! + RM RFB7550GO!

WORKING POSITION



TRANSPORT POSITION



Dimensions in mm. Specifications subject to change in line with technical developments. The machine complies with Guideline 2006/42/EC of the European Parliament.

BENEFIT

1, 2, 3, GO! – BENEFIT FROM THE WORD GO

Mobility, flexibility, easy maintenance and clear operating steps make the high-performance crusher unique. The RM 100GO! shows you your benefits reliably day after day: earning money – with top performance.



Easy transportation

The transportation and also the loading and unloading of the RM 100GO! work quickly and uncomplicatedly – so you are ready to work even faster.



Safe ground-based service

The engine which is mounted beneath the vibro feeder can be accessed from three sides and thus enables you to carry out maintenance and servicing safely and efficiently from the ground.



Strong in every environment

The high-performance crusher stands out through high flexibility – even if space is limited – wherever it is used.



GO!

Simply push the button and away you go – the innovative GO! principle means you benefit directly and quickly. And, thanks to the standard remote control you can operate all relevant functions on the machine – so you save both time and money.



“The RM 100GO! is highly versatile. Crushing natural rock and recycling C&D waste it exceeds all expectations.”

MAURICIO ANDRADE SÁNCHEZ,
EURO REPRESENTACIONES S.A. DE C.V., MEXICO



FIELDS OF APPLICATION

WIDE RANGE OF APPLICATIONS

The RM 100GO! meets every challenge and is suitable for a wide range of applications – from concrete and asphalt through C&D waste and natural rock to glass. Regardless of which material you need to process, you can rely on the mobile RM 100GO! to exceed all expectations.



BROKEN CONCRETE



Residual concrete



Processing



Recycled concrete aggregate



Reused as an additive in concrete production

BROKEN ASPHALT



Residual asphalt



Processing



Recycled asphalt aggregate



Reused for non-compacted load-bearing surfaces

CONSTRUCTION DEBRIS



Rubble



Processing



Recycling sand



Reused for backfilling

NATURAL ROCK



Natural Rock



Processing



Crushed material



Reused as building material

RUBBLE MASTER

WELCOME! TO OUR WORLD

RUBBLE MASTER is the competent partner at your side. We offer you more than innovative machines that are lasting in value – we offer you RUBBLE MASTER Lifetime Support:

TRAINING PROGRAMMES

We support you with structured training programmes which meet your requirements and turn operators into specialists.

CONTINUOUS ON-SITE SUPPORT

We offer you permanent on-site support through our partners so you can work with maximum efficiency and productivity at all times.

SITE ORGANISATION SUPPORT

Based on our many years of experience we, working together with you, optimise the design and settings of the machine and site logistics, which ensures you save costs.

SPARE PARTS SERVICE

The fast supply of high-quality original RUBBLE MASTER spares and wear parts reflects our commitment to service. Plus it optimises the availability of your machines at the same time.

RUBBLE MASTER SERVICE CENTRE

Our RUBBLE MASTER SERVICE CENTRE in Linz offers you even greater service expertise and the unrivalled quality of the manufacturer service.



“ Processing mineral materials is more than business to us, it is a way of life. ”

GERALD HANISCH,
RUBBLE MASTER
FOUNDER & CEO

We are committed to the innovative spirit to be able to offer you products and services at all times which improve your daily business in a lasting way. This passion is your guarantee for machines which fulfil your requirements in every respect. Implemented by a team of experts who are at your side as strong, reliable and always professional partners.



Welcome! to our world



RUBBLE MASTER HMH GMBH
IM SÜDPARK 196, AT 4030 LINZ, AUSTRIA
TEL: +43 732 73 71 17 - 0
FAX: +43 732 73 71 17 - 101
E-MAIL: SALES@RUBBLEMASTER.COM

WWW.RUBBLEMASTER.COM